

## Oil Service Units

# FA1 / FA1HV 008

Easy filling and cleaning · Compact design · Comfortable handling · Wide viscosity range



Oil Service Unit FA1 008

## Description

### FA1 008 – quick, simple and compact

With the Oil Service Unit FA 008, hydraulic and lubricating systems can be easily filled or cleaned.

The high viscosity version FA1HV is designed to operate with viscosities between 15 and 1500 mm<sup>2</sup>/s / 70-6950 SUS. This allows, for example, the filtration of transmission fluids and high viscosity oils even at low temperatures.

### Protection of components through ultra-fine filtration

The EXAPOR<sup>®</sup>MAX 2 ultra-fine elements are the heart of the ARGO-HYTOS filtering units FA1 008. High separation efficiencies guarantee excellent cleanliness levels and thereby highest protection of components. The high dirt holding capacity of the EXAPOR<sup>®</sup>MAX 2 ultra-fine elements allows economic operation of the FA1 008.

## Characteristics

### Nominal flow rate

Up to 8 l/min / 2.11 gpm

### Viscosity range (continuous operation)

**FA1:** 15 mm<sup>2</sup>/s / 70 SUS up to 250 mm<sup>2</sup>/s / 1175 SUS

**FA1HV:** 15 mm<sup>2</sup>/s / 70 SUS up to 1500 mm<sup>2</sup>/s / 6950 SUS

### Operating pressure

**FA1:** max. 4 bar / 58 psi

**FA1HV:** max. 5 bar / 73 psi

### Hydraulic fluids

Mineral and biodegradable oils. Other fluids on request.

### Temperature range of fluids

0 °C ... +65 °C / +32 °F ... +149 °F (also see viscosity range)

### Ambient temperature range

0 °C ... +50 °C / +32 °F ... +122 °F

### Maximum suction height

1.5 m / 4.9 ft

### Operating position

Vertical, motor at the bottom

### Weight

approx. 18 kg / 39.7 lbs

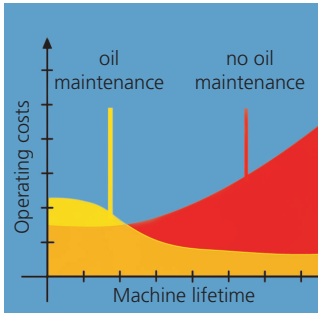
### Recommended tank capacities

Up to 800 l / 200 gal



### Compact design

The compact design allows easy access to the oil tank. FA1 008 comes ready to connect, with hose packages.



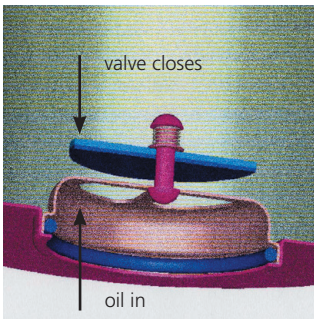
### Economical

The FA1 008 Oil Service Unit offers protection that can extend the lifetime of machinery. This protection gives a direct return on investment through extended service intervals and increased machine availability.




### User-friendly filter element change

The filter element can be removed from the housing together with the cover. The dirt retention valve ensures that solid particle sediment is completely removed with the filter element.



### Maintenance-free filter housing due to a clever filter element technique

Fluid flows through the element from the inside to the outside. The built-in dirt retention valve closes automatically when the element is removed, ensuring that all dirt is removed from the housing with the element.



### Quality in detail

The EXAPOR<sup>®</sup>MAX 2 fine element is the heart of the FA1 008. High cleanliness levels protect the hydraulic system against contamination during the oil filling process.

## Ordering code

Type of unit		Code	
Oil service unit - standard version		FA1	
Oil service unit - high viscosity version		FA1HV	

Nominal flow rate		Code	
8 l/min / 2.11 gpm*		008	

Filter element					Code	
	Fineness ( $\beta=200$ ) Dirt-holding capacity according to ISO 16889		Water capacity	Spare filter element		
EXAPOR®MAX 2	3 $\mu\text{m}$	490 g	-	V7.1220-113	V003	
EXAPOR®MAX 2	5 $\mu\text{m}$	460 g	-	V7.1220-13	V005	
EXAPOR®MAX 2	10 $\mu\text{m}$	340 g	-	V7.1220-06	V010	
EXAPOR®AQUA	7 $\mu\text{m}$	64 g	320 ml	Y7.1220-05	Y007	
EXAPOR®AQUA	3 $\mu\text{m}$	45 g	340 ml	Y7.1220-113	Y003	

Electric motor					Code	
Phase(s), voltage	Frequency	Power FA1	Power FA1HV	Electric plug		
1~230 VAC	50/60 Hz	0.25 kW*	0.37 kW*	1	23050	
3~400/460 VAC	50/60 Hz	0.25 kW*	0.37 kW*	2	40050	

Clogging indicator					Code	
Type	Remark	Code of indicator	Datasheet number	Hydraulic symbol		
Optical - manometer	Only for FA1	DG 200-16	60.20	1	O	
Optical - differential pressure indicator	For FA1 or FA1HV	DG 042-05	60.30	2	OD	

Pressure hose extension **	
Customized length of the pressure hose (max. 5 m / 16.4 ft). Example of order <b>P4.5</b> - pressure hose length 4.5 m / 14.8 ft	Px.x

Electric cable extension ***	
Customized length of the electric cable Example of order <b>C8.5</b> - electric cable length 8.5 m / 27.8 ft equipped with electric plug	Cx.x

\* Indications at 50 Hz. At 60 Hz the value increases by approx. 20 %

\*\* As standard, the unit is equipped with the following hoses

**FA1 suction hose:** DN 19, length 1.8 m / 5.9 ft with suction filter 300  $\mu\text{m}$ ,  $\varnothing$  approx. 49 mm / 1.9 inch (installed at the free end of the hose)

**FA1 pressure hose:** DN 19, length 2.0 m / 6.6 ft with aluminum lance length 25 cm (installed at the free end of the hose)

**FA1HV suction hose:** DN 32, length 1.5 m / 4.9 ft with aluminum lance length 25 cm / 9.8 inch (installed at the free end of the hose)

**FA1HV pressure hose:** DN 25, length 2.0 m / 6.6 ft with aluminum lance length 25 cm / 9.8 inch (installed at the free end of the hose)

\*\*\* As standard, the unit is equipped with an electric cable, length 2.5 m / 8.2 ft.

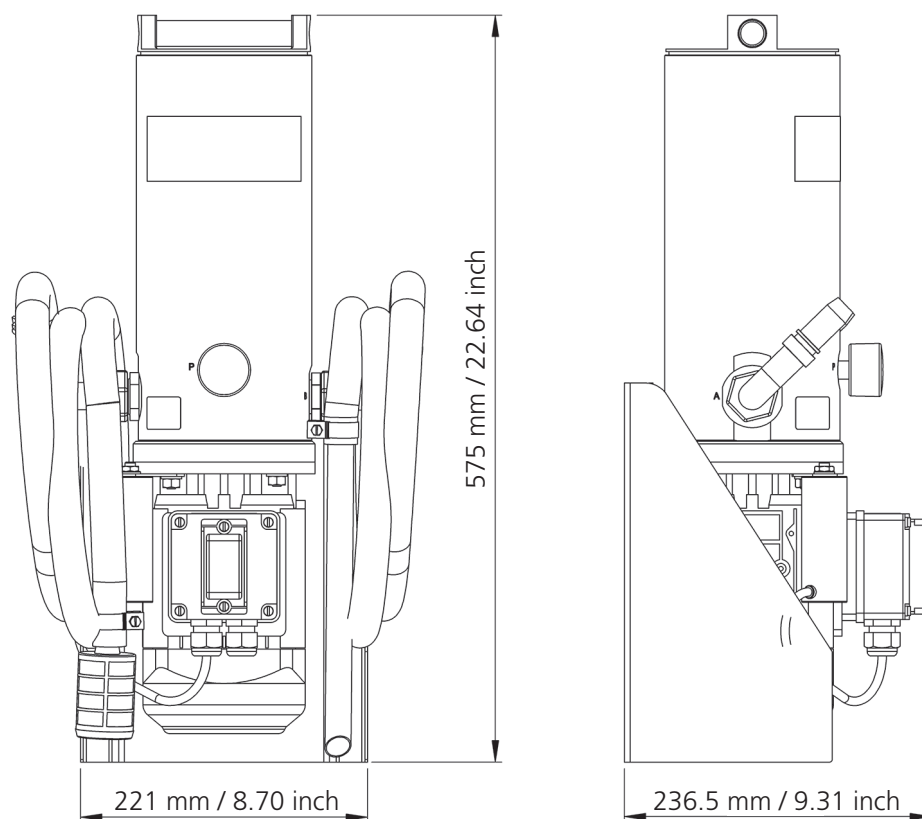
### Accessories:

- › Suction strainer set FA 016.1775 for tank openings on request, in case the existing suction strainer cannot be used.
- › Mounting set FA 008.1700 for tank openings with ventilating filter, e.g. as service connection on request.

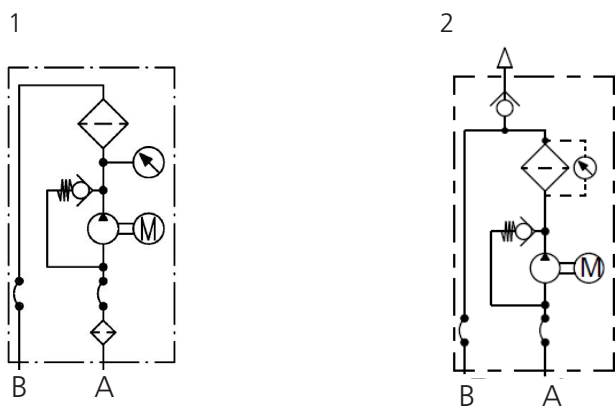
### Order example:

**FA1 008V005/23050-OP3.5** - oil service unit, standard version, flow 8 l/min / 2.11 gpm, filter element 5  $\mu\text{m}$ , motor 1~230 VAC, optical manometer, standard suction hose, customized pressure hose, length 3.5 m / 11.5 ft, standard electric cable.

## Dimensions



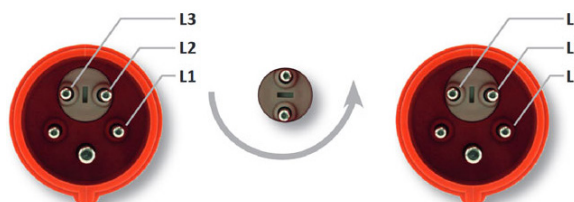
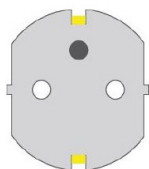
## Hydraulic symbols



## Electric plug\*

1: Type E/F (CEE7/7 Unischuko)

2: With phase crossover, 5-pins (3P+N+PE), IEC 60309



\* other plugs on request